

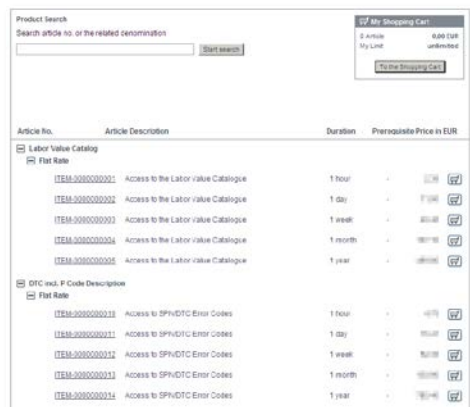


MAN | Service

MAN After Sales Portal

Quick guide to the Web-Shop

This quick guide provides assistance when purchasing articles in the Web-Shop on the MAN After Sales Portal



NOTE

As a Customer or an Independent market participant, you can purchase articles from the following item groups in our Web-Shop via credit card (Visa, MasterCard and American Express). Please refer to the Web-Shop for the latest prices.

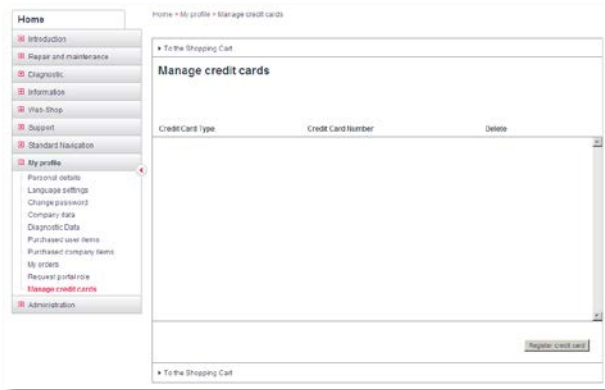
Article group	Duration
Diagnostic hardware	--
SmartCard	--
Flat rate for access to Repair and Maintenance Information	Hour/day/week/month/year
Diagnostics validity rights	Hour/day/week/month/year
MAN Genuine Software®	Year

For security and product liability purposes, the SmartCard required for reprogramming control units may only be purchased and managed by company administrators. The right to purchase MAN Genuine Software® must itself be purchased once a year. Changes to the vehicle configuration that are subject to charge are calculated on a procedure-specific basis.

Quick guide to the Web-Shop

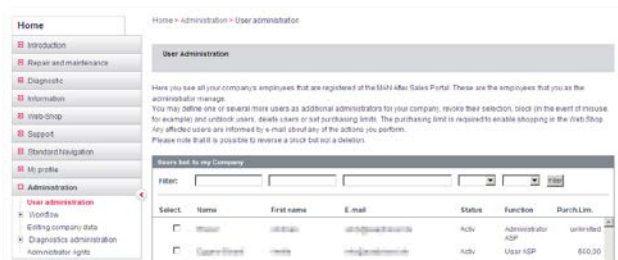
Prerequisites for making purchases in the Web-Shop

1. Register a credit card

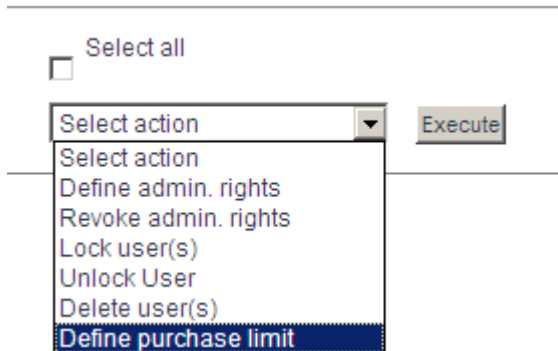


1. Log in to the MAN After Sales Portal and enter the following area: "My profile" > "Manage credit cards"
2. Enter your credit card number, the period up to which it is valid and the card check number, then save this information.

2. Assign a purchase limit



The purchase limit specifies the limit within which employees can operate in the Web-Shop.



The purchase limit for each employee can be defined by the company administrator via the menu item "Administration > User administration > Define purchase limit".

The company administrator does not require a purchase limit.

NOTE

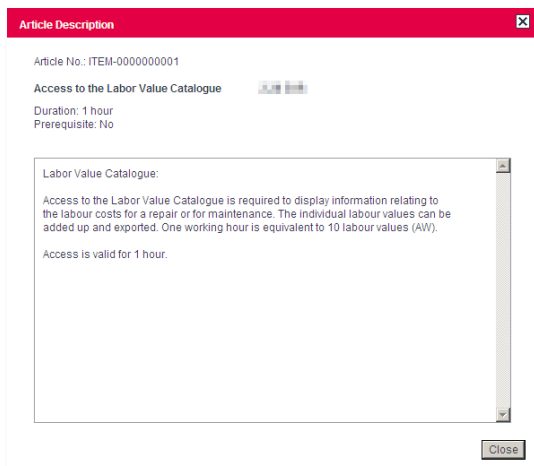
In this area, the company administrator can also lock or delete users.

Quick guide to the Web-Shop

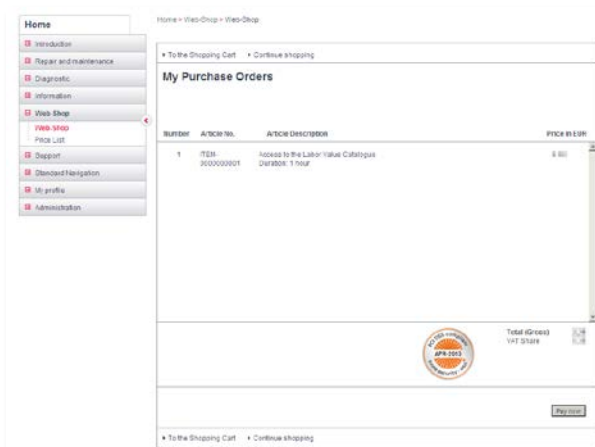
Purchase articles and goods in the Web-Shop



The desired articles can be selected in the Web-Shop.



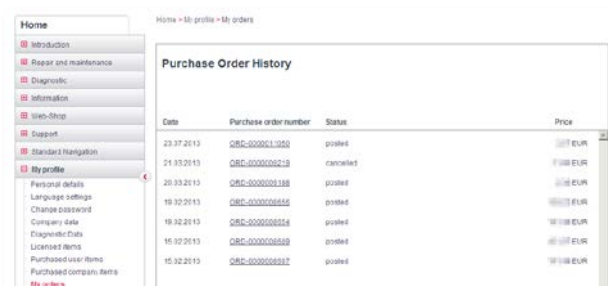
When you click the article number in "ITEM-000000000x" format, a detailed article description is displayed.



Proceed with the purchase by clicking "Pay now", then "Pay here".

Check the stored credit card(s), then read and confirm the general terms and conditions of purchase.

The purchase is completed by clicking the "Pay" button and confirming the subsequent notification.



You can view a history of articles you have ordered in the overview under "My profile > My orders".

Quick guide to the Web-Shop

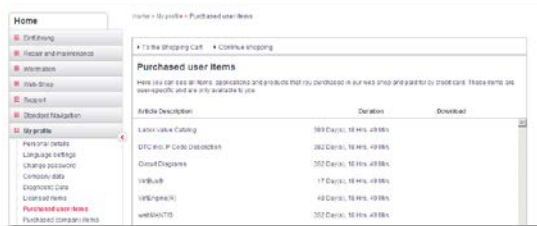
Overview of time-limited orders

NOTE

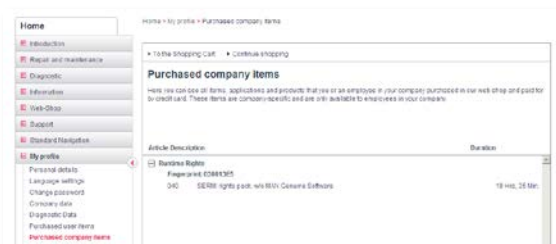
Under the **"My profile"** menu item, you can track which purchased articles are currently valid or active. The overview displays the menu item that contains the purchased articles.

Menu item	Article
Company items	Diagnostic hardware
	SmartCard
	Diagnostics validity rights
User items	MAN Genuine Software®
	Flat rate for access to Repair and Maintenance Information

The remaining time for temporary articles is displayed under the corresponding menu item.



In the overview under **"My profile > Purchased user items"**, you can view the remaining time for purchased articles that are only available to the user.



In the overview under **"My profile > Purchased company items"**, you can view the remaining time for purchased articles that are available to your company.

(Status 11/2013)
Text and images are non-binding.
Subject to change
through technical progress

MAN Truck & Bus AG
Postfach 50 06 20
D-80976 Munich

www.asp.mantruckandbus.com

MAN Truck & Bus – A member of the MAN Group